




# ENERG



Miele

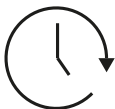
PWM 507 [EL DP]



**45 kWh** /  100



**7,0** kg



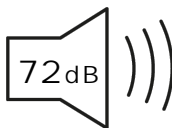
3:19



**37** L



**A**BCDEFG



**A**BCD