



# ENERG



Miele

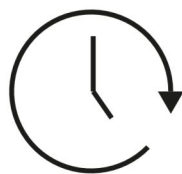
WCD330 WPS D PWash&8kg




**47** kWh / 



**8,0** kg



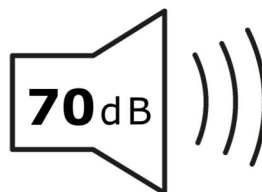
**3:39**



**47** L



A **B** C D E F G



A **B** C D