



# ENERG



Miele

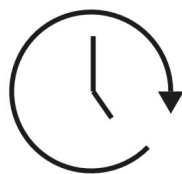
WWG660 WPS TDos&9kg




**49 kWh** /



**9,0 kg**



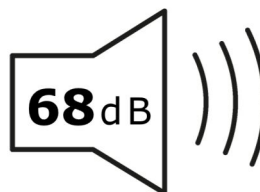
**3:29**



**48 L**



A **B** C D E F G



A **B** C D