




ENERG



Miele

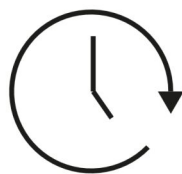
WWD320 WPS D PWash&8kg




47 kWh / 



8,0 kg



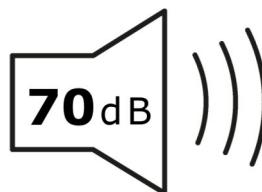
3:39



47 L



A **B** C D E F G



A **B** C D