

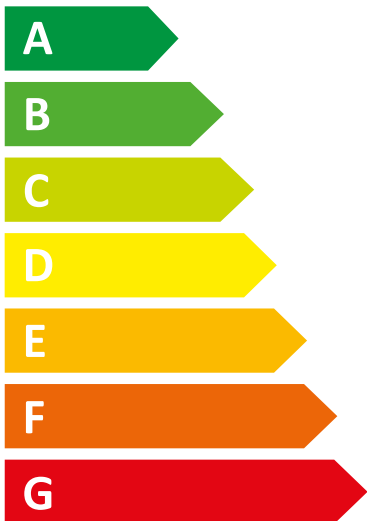


ENERG



Miele

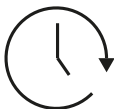
PWM 507 [EL DV]



45 kWh /



7,0 kg



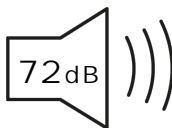
3:19



37 L



A B C D E F G



A B C D