



# ENERG



Miele

WWH860 WPS

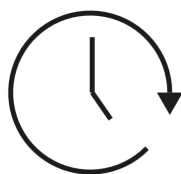
PWash&TDos&8kg




**47** kWh /



**8,0** kg



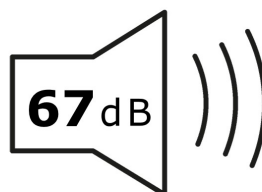
**3:39**



**47** L



A**B**CDEFG



A**B**CD